

**ABSTRACT OF VOTES**

Kane

(COUNTY)

FOR QUESTIONS OF PUBLIC POLICY ONLY

I/We, the undersigned members of the canvassing board for Village of Algonquin do  
(Name of Governmental Unit)

hereby certify that on April 10, 2012, I/we canvassed the returns of an election held on March 20, 2012 and  
(Insert month, day, year) (Insert month, day, year)


do proclaim that a total of 761 voters requested and received ballots and I/we do further certify that the following  
Question of Public Policy did receive the number of votes herein recorded.

USE ONLY ONE SHEET PER QUESTION

Canvassing Board: Please include the question as it appeared on the ballot, the votes in favor and against such proposition, and **whether the proposition "passed" or "failed"**. The canvass must reflect the votes by precinct or ward and the *total* number of votes received by each proposition.

QUESTIONS OF PUBLIC POLICY	PRECINCT OR WARD	VOTES RECEIVED		INDICATE "Passed" or "Failed"
		IN FAVOR	AGAINST	
Shall the Village of Algonquin have the authority to arrange for the supply of electricity for its residential and small commercial retail customers who have not opted out of such program?  McHenry County to Canvass	Kane County See Attached	335	380	

I/We further certify that the above is a true and complete Abstract of Votes and was prepared in my presence on April 10, 2012  
(Insert month, day, year)

  
\_\_\_\_\_  
(County Clerk or Election Commission Chairman)

\_\_\_\_\_  
\*(Election Commission Member)

\_\_\_\_\_  
\*(Election Commission Member)

\*These lines are used only where the Election Authority is a Board of Election Commissioners

Each election authority shall immediately transmit a signed copy or original duplicate of its complete Abstract of Votes to each election authority having jurisdiction over any of the territory of the respective political subdivision and to the State Board of Elections. For court ordered referenda, such abstract shall also be transmitted to the court which ordered the referenda. 10 ILCS 5/22-18.

**Canvass Report — Total Voters — Official  
Kane County, Illinois — General Primary — March 20, 2012**

Total Number of Voters : 44,294 of 209,980 = 21.09%

Precincts Reporting 228 of 228 = 100.00%

**ALGONQUIN ELECTRIC AGGREGATION**

Precinct	Early Ballots Cast	Election Ballots Cast	Total Ballots Cast	Registered Voters	Percent Turnout	YES	NO	Totals
DU24	3	99	102	535	19.07%	44	49	93
DU25	7	114	121	577	20.97%	59	57	116
DU29	11	143	154	703	21.91%	60	86	146
DU30	5	174	179	994	18.01%	75	95	170
DU34	9	135	144	986	14.60%	73	60	133
DU35	6	55	61	519	11.75%	24	33	57
<b>Totals</b>	<b>41</b>	<b>720</b>	<b>761</b>	<b>4314</b>		<b>335</b>	<b>380</b>	<b>715</b>

**ABSTRACT OF VOTES**

Kane

(COUNTY)

FOR QUESTIONS OF PUBLIC POLICY ONLY

I/We, the undersigned members of the canvassing board for Village of Barrington Hills do  
(Name of Governmental Unit)

hereby certify that on April 10, 2012, I/we canvassed the returns of an election held on March 20, 2012 and  
(Insert month, day, year) (Insert month, day, year)


do proclaim that a total of 18 voters requested and received ballots and I/we do further certify that the following  
Question of Public Policy did receive the number of votes herein recorded.

USE ONLY ONE SHEET PER QUESTION

Canvassing Board: Please include the question as it appeared on the ballot, the votes in favor and against such proposition, and **whether the proposition "passed" or "failed"**. The canvass must reflect the votes by precinct or ward and the *total* number of votes received by each proposition.

QUESTIONS OF PUBLIC POLICY	PRECINCT OR WARD	VOTES RECEIVED		INDICATE "Passed" or "Failed"
		IN FAVOR	AGAINST	
Shall the Village of Barrington Hills have the authority to arrange for the supply of electricity for its residential and small commercial retail customers who have not opted out of such program?  Cook County to Canvass	Kane County See Attached	7	11	

I/We further certify that the above is a true and complete Abstract of Votes and was prepared in my presence on April 10, 2012  
(Insert month, day, year)

  
(County Clerk or Election Commission Chairman)

\_\_\_\_\_  
(Election Commission Member)

\_\_\_\_\_  
(Election Commission Member)

\*These lines are used only where the Election Authority is a Board of Election Commissioners

Each election authority shall immediately transmit a signed copy or original duplicate of its complete Abstract of Votes to each election authority having jurisdiction over any of the territory of the respective political subdivision and to the State Board of Elections. For court ordered referenda, such abstract shall also be transmitted to the court which ordered the referenda. 10 ILCS 5/22-18.

**Canvass Report — Total Voters — Official  
Kane County, Illinois — General Primary — March 20, 2012**

Total Number of Voters : 44,294 of 209,980 = 21.09%

Precincts Reporting 228 of 228 = 100.00%

**BARRINGTON HILLS ELECTRIC AGGREGATION**

Precinct	Early Ballots Cast	Election Ballots Cast	Total Ballots Cast	Registered Voters	Percent Turnout	YES	NO	Totals
DU10	3	15	18	85	21.18%	7	11	18
Totals	3	15	18	85		7	11	18

**ABSTRACT OF VOTES**

Kane

(COUNTY)

FOR QUESTIONS OF PUBLIC POLICY ONLY

I/We, the undersigned members of the canvassing board for Village of Big Rock do  
(Name of Governmental Unit)

hereby certify that on April 10, 2012, I/we canvassed the returns of an election held on March 20, 2012 and  
(Insert month, day, year) (Insert month, day, year)


do proclaim that a total of 227 voters requested and received ballots and I/we do further certify that the following  
Question of Public Policy did receive the number of votes herein recorded.

USE ONLY ONE SHEET PER QUESTION

Canvassing Board: Please include the question as it appeared on the ballot, the votes in favor and against such proposition, and **whether the proposition "passed" or "failed"**. The canvass must reflect the votes by precinct or ward and the *total* number of votes received by each proposition.

QUESTIONS OF PUBLIC POLICY	PRECINCT OR WARD	VOTES RECEIVED		INDICATE "Passed" or "Failed"
		IN FAVOR	AGAINST	
Shall the Village of Big Rock have the authority to arrange for the supply of electricity for its residential and small commercial retail customers who have not opted out of such program?	See Attached	127	92	Passed

I/We further certify that the above is a true and complete Abstract of Votes and was prepared in my presence on April 10, 2012  
(Insert month, day, year)

  
(County Clerk or Election Commission Chairman)

\_\_\_\_\_  
(Election Commission Member)

\_\_\_\_\_  
(Election Commission Member)

\*These lines are used only where the Election Authority is a Board of Election Commissioners

Each election authority shall immediately transmit a signed copy or original duplicate of its complete Abstract of Votes to each election authority having jurisdiction over any of the territory of the respective political subdivision and to the State Board of Elections. For court ordered referenda, such abstract shall also be transmitted to the court which ordered the referenda. 10 ILCS 5/22-18.

**Canvass Report — Total Voters — Official  
Kane County, Illinois — General Primary — March 20, 2012**

Total Number of Voters : 44,294 of 209,980 = 21.09%

Precincts Reporting 228 of 228 = 100.00%

**BIG ROCK ELECTRIC AGGREGATION**

Precinct	Early Ballots Cast	Election Ballots Cast	Total Ballots Cast	Registered Voters	Percent Turnout	YES	NO	Totals
BR01	13	97	110	393	27.99%	61	45	106
BR02	6	111	117	405	28.89%	66	47	113
<b>Totals</b>	19	208	227	798		127	92	219

**ABSTRACT OF VOTES**

Kane

(COUNTY)

FOR QUESTIONS OF PUBLIC POLICY ONLY

I/We, the undersigned members of the canvassing board for Village of Burlington do  
(Name of Governmental Unit)

hereby certify that on April 10, 2012, I/we canvassed the returns of an election held on March 20, 2012 and  
(Insert month, day, year) (Insert month, day, year)


do proclaim that a total of 94 voters requested and received ballots and I/we do further certify that the following  
Question of Public Policy did receive the number of votes herein recorded.

USE ONLY ONE SHEET PER QUESTION

Canvassing Board: Please include the question as it appeared on the ballot, the votes in favor and against such proposition, and **whether the proposition "passed" or "failed"**. The canvass must reflect the votes by precinct or ward and the *total* number of votes received by each proposition.

QUESTIONS OF PUBLIC POLICY	PRECINCT OR WARD	VOTES RECEIVED		INDICATE "Passed" or "Failed"
		IN FAVOR	AGAINST	
Shall the Village of Burlington have the authority to arrange for the supply of electricity for its residential and small commercial retail customers who have not opted out of such program?	See Attached	58	35	Passed

I/We further certify that the above is a true and complete Abstract of Votes and was prepared in my presence on April 10, 2012  
(Insert month, day, year)

  
\_\_\_\_\_  
(County Clerk or Election Commission Chairman)

\_\_\_\_\_  
\*(Election Commission Member)

\_\_\_\_\_  
\*(Election Commission Member)

\*These lines are used only where the Election Authority is a Board of Election Commissioners

Each election authority shall immediately transmit a signed copy or original duplicate of its complete Abstract of Votes to each election authority having jurisdiction over any of the territory of the respective political subdivision and to the State Board of Elections. For court ordered referenda, such abstract shall also be transmitted to the court which ordered the referenda. 10 ILCS 5/22-18.

**Canvass Report — Total Voters — Official  
Kane County, Illinois — General Primary — March 20, 2012**

Page 10 of 25

04/09/2012 10:41 AM

Total Number of Voters : 44,294 of 209,980 = 21.09%

Precincts Reporting 228 of 228 = 100.00%

**BURLINGTON ELECTRIC AGGREGATION**

Precinct	Early Ballots Cast	Election Ballots Cast	Total Ballots Cast	Registered Voters	Percent Turnout	YES	NO	Totals
BU01	7	87	94	343	27.41%	58	35	93
<b>Totals</b>	7	87	94	343		58	35	93



ABSTRACT OF VOTES

Kane

(COUNTY)

FOR QUESTIONS OF PUBLIC POLICY ONLY

I/We, the undersigned members of the canvassing board for Village of Campton Hills do  
(Name of Governmental Unit)

hereby certify that on April 10, 2012, I/we canvassed the returns of an election held on March 20, 2012 and  
(Insert month, day, year) (Insert month, day, year)


do proclaim that a total of 1820 voters requested and received ballots and I/we do further certify that the following  
Question of Public Policy did receive the number of votes herein recorded.

USE ONLY ONE SHEET PER QUESTION

Canvassing Board: Please include the question as it appeared on the ballot, the votes in favor and against such proposition,  
and **whether the proposition "passed" or "failed"**. The canvass must reflect the votes by precinct or  
ward and the *total* number of votes received by each proposition.

QUESTIONS OF PUBLIC POLICY	PRECINCT OR WARD	VOTES RECEIVED		INDICATE "Passed" or "Failed"
		IN FAVOR	AGAINST	
Shall the Village of Campton Hills have the authority to arrange for the supply of electricity for its residential and small commercial retail customers who have not opted out of such program.	See Attached	914	831	Passed

I/We further certify that the above is a true and complete Abstract of Votes and was prepared in my presence on  
April 10, 2012  
(Insert month, day, year)

  
(County Clerk or Election Commission Chairman)

\_\_\_\_\_  
(Election Commission Member)

\_\_\_\_\_  
(Election Commission Member)

\*These lines are used only where the Election Authority is a Board of Election Commissioners

Each election authority shall immediately transmit a signed copy or original duplicate of its complete Abstract of Votes to each election authority having jurisdiction over any of the territory of the respective political subdivision and to the State Board of Elections. For court ordered referenda, such abstract shall also be transmitted to the court which ordered the referenda. 10 ILCS 5/22-18.

**Canvass Report — Total Voters — Official  
Kane County, Illinois — General Primary — March 20, 2012**

Total Number of Voters : 44,294 of 209,980 = 21.09%

**PROPOSITION 1 CAMPTON HILLS ELECTRIC AGGREGATION**

Precinct	Early Ballots Cast	Election Ballots Cast	Total Ballots Cast	Registered Voters	Percent Turnout	YES	NO	Totals
CA01	0	5	5	8	62.50%	1	3	4
CA02	32	235	267	1087	24.56%	141	112	253
CA03	40	130	170	577	29.46%	77	90	167
CA04	4	0	4	28	14.29%	1	3	4
CA05	59	193	252	982	25.66%	157	86	243
CA06	0	7	7	41	17.07%	3	4	7
CA07	75	327	402	1669	24.09%	203	175	378
CA08	24	146	170	791	21.49%	81	88	169
CA09	38	181	219	907	24.15%	97	112	209
CA10	48	158	206	854	24.12%	106	91	197
PL02	20	94	114	421	27.08%	47	63	110
PL03	2	2	4	11	36.36%	0	4	4
<b>Totals</b>	<b>342</b>	<b>1478</b>	<b>1820</b>	<b>7376</b>		<b>914</b>	<b>831</b>	<b>1745</b>

**ABSTRACT OF VOTES**

Kane

(COUNTY)

FOR QUESTIONS OF PUBLIC POLICY ONLY

I/We, the undersigned members of the canvassing board for Village of Campton Hills do  
(Name of Governmental Unit)

hereby certify that on April 10, 2012, I/we canvassed the returns of an election held on March 20, 2012 and  
(Insert month, day, year) (Insert month, day, year)


do proclaim that a total of 1820 voters requested and received ballots and I/we do further certify that the following  
Question of Public Policy did receive the number of votes herein recorded.

USE ONLY ONE SHEET PER QUESTION

Canvassing Board: Please include the question as it appeared on the ballot, the votes in favor and against such proposition, and **whether the proposition "passed" or "failed"**. The canvass must reflect the votes by precinct or ward and the *total* number of votes received by each proposition.

QUESTIONS OF PUBLIC POLICY	PRECINCT OR WARD	VOTES RECEIVED		INDICATE "Passed" or "Failed"
		IN FAVOR	AGAINST	
Proposition Two: Shall the Village of Campton Hills investigate the purchase and installation of one or more Tornado/Emergency Warning Sirens?	Kane  (See Attached)	1212	574	Passed

I/We further certify that the above is a true and complete Abstract of Votes and was prepared in my presence on April 10, 2012  
(Insert month, day, year)

  
\_\_\_\_\_  
(County Clerk or Election Commission Chairman)

\_\_\_\_\_  
\*(Election Commission Member)

\_\_\_\_\_  
\*(Election Commission Member)

\*These lines are used only where the Election Authority is a Board of Election Commissioners

Each election authority shall immediately transmit a signed copy or original duplicate of its complete Abstract of Votes to each election authority having jurisdiction over any of the territory of the respective political subdivision and to the State Board of Elections. For court ordered referenda, such abstract shall also be transmitted to the court which ordered the referenda. 10 ILCS 5/22-18.

**Canvass Report — Total Voters — Official  
Kane County, Illinois — General Primary — March 20, 2012**

Page 12 of 25

04/09/2012 10:41 AM

Precincts Reporting 228 of 228 = 100.00%

Total Number of Voters : 44,294 of 209,980 = 21.09%

**PROPOSITION 2 CAMPTON HILLS ADVISORY QUESTION FOR EMERGENCY WARNING SIRENS**

Precinct	Early Ballots Cast	Election Ballots Cast	Total Ballots Cast	Registered Voters	Percent Turnout	YES	NO	Totals
CA01	0	5	5	8	62.50%	0	5	5
CA02	32	235	267	1087	24.56%	163	93	256
CA03	40	130	170	577	29.49%	108	61	169
CA04	4	0	4	28	14.29%	1	3	4
CA05	59	193	252	982	25.66%	183	66	249
CA06	0	7	7	41	17.07%	3	4	7
CA07	75	327	402	1669	24.09%	306	92	398
CA08	24	146	170	791	21.49%	90	79	169
CA09	38	181	219	907	24.15%	140	73	213
CA10	48	158	206	854	24.12%	151	52	203
PL02	20	94	114	421	27.08%	64	45	109
PL03	2	2	4	11	36.36%	3	1	4
<b>Totals</b>	<b>342</b>	<b>1478</b>	<b>1820</b>	<b>7376</b>		<b>1212</b>	<b>574</b>	<b>1786</b>

**ABSTRACT OF VOTES**

Kane

(COUNTY)

FOR QUESTIONS OF PUBLIC POLICY ONLY

I/We, the undersigned members of the canvassing board for Village of Campton Hills do  
(Name of Governmental Unit)

hereby certify that on April 10, 2012, I/we canvassed the returns of an election held on March 20, 2012 and  
(Insert month, day, year) (Insert month, day, year)

do proclaim that a total of 1820 voters requested and received ballots and I/we do further certify that the following  
Question of Public Policy did receive the number of votes herein recorded.

USE ONLY ONE SHEET PER QUESTION


Canvassing Board: Please include the question as it appeared on the ballot, the votes in favor and against such proposition, and **whether the proposition "passed" or "failed"**. The canvass must reflect the votes by precinct or ward and the *total* number of votes received by each proposition.

QUESTIONS OF PUBLIC POLICY	PRECINCT OR WARD	VOTES RECEIVED		INDICATE "Passed" or "Failed"
		IN FAVOR	AGAINST	
Proposition Three: Shall the Village of Campton Hills encourage the United States Postal Service to continue to maintain and operate the Wasco Post Office?	Kane  (See Attached)	1062	710	Passed

I/We further certify that the above is a true and complete Abstract of Votes and was prepared in my presence on

April 10, 2012

(Insert month, day, year)

  
\_\_\_\_\_  
(County Clerk or Election Commission Chairman)

\_\_\_\_\_  
(Election Commission Member)

\_\_\_\_\_  
(Election Commission Member)

\*These lines are used only where the Election Authority is a Board of Election Commissioners

Each election authority shall immediately transmit a signed copy or original duplicate of its complete Abstract of Votes to each election authority having jurisdiction over any of the territory of the respective political subdivision and to the State Board of Elections. For court ordered referenda, such abstract shall also be transmitted to the court which ordered the referenda. 10 ILCS 5/22-18.

**Canvass Report — Total Voters — Official  
Kane County, Illinois — General Primary — March 20, 2012**

Total Number of Voters : 44,294 of 209,980 = 21.09%

**PROPOSITION 3 CAMPTON HILLS ADVISORY QUESTION TO MAINTAIN WASCO POST OFFICE**

Precinct	Early Ballots Cast	Election Ballots Cast	Total Ballots Cast	Registered Voters	Percent Turnout	YES	NO	Totals
CA01	0	5	5	8	62.50%	3	1	4
CA02	32	235	267	1087	24.56%	157	99	256
CA03	40	130	170	577	29.49%	83	85	168
CA04	4	0	4	28	14.29%	3	1	4
CA05	59	193	252	982	25.66%	140	108	248
CA06	0	7	7	41	17.07%	6	1	7
CA07	75	327	402	1669	24.09%	228	165	393
CA08	24	146	170	791	21.49%	103	66	169
CA09	38	181	219	907	24.15%	147	63	210
CA10	48	158	206	854	24.12%	131	70	201
PL02	20	94	114	421	27.08%	57	51	108
PL03	2	2	4	11	36.36%	4	0	4
<b>Totals</b>	<b>342</b>	<b>1478</b>	<b>1820</b>	<b>7376</b>		<b>1062</b>	<b>710</b>	<b>1772</b>

**ABSTRACT OF VOTES**

Kane

(COUNTY)

FOR QUESTIONS OF PUBLIC POLICY ONLY

I/We, the undersigned members of the canvassing board for Village of Carpentersville do  
(Name of Governmental Unit)

hereby certify that on April 10, 2012, I/we canvassed the returns of an election held on March 20, 2012 and  
(Insert month, day, year) (Insert month, day, year)


do proclaim that a total of 1540 voters requested and received ballots and I/we do further certify that the following  
Question of Public Policy did receive the number of votes herein recorded.

**USE ONLY ONE SHEET PER QUESTION**

Canvassing Board: Please include the question as it appeared on the ballot, the votes in favor and against such proposition, and **whether the proposition "passed" or "failed"**. The canvass must reflect the votes by precinct or ward and the *total* number of votes received by each proposition.

QUESTIONS OF PUBLIC POLICY	PRECINCT OR WARD	VOTES RECEIVED		INDICATE "Passed" or "Failed"
		IN FAVOR	AGAINST	
Shall the Village of Carpentersville have the authority to arrange for the supply of electricity for its residential and small commercial retail customers who have not opted out of such program?	See Attached	704	778	Failed

I/We further certify that the above is a true and complete Abstract of Votes and was prepared in my presence on April 10, 2012  
(Insert month, day, year)

  
(County Clerk or Election Commission Chairman)

\_\_\_\_\_  
(Election Commission Member)

\_\_\_\_\_  
(Election Commission Member)

\*These lines are used only where the Election Authority is a Board of Election Commissioners

Each election authority shall immediately transmit a signed copy or original duplicate of its complete Abstract of Votes to each election authority having jurisdiction over any of the territory of the respective political subdivision and to the State Board of Elections. For court ordered referenda, such abstract shall also be transmitted to the court which ordered the referenda. 10 ILCS 5/22-18.

**Canvass Report — Total Voters — Official  
Kane County, Illinois — General Primary — March 20, 2012**

Total Number of Voters : 44,294 of 209,980 = 21.09%

Precincts Reporting 228 of 228 = 100.00%

**CARPENTERSVILLE ELECTRIC AGGREGATION**

Precinct	Early Ballots Cast	Election Ballots Cast	Total Ballots Cast	Registered Voters	Percent Turnout	YES	NO	Totals
DU03	11	97	108	791	13.65%	62	43	105
DU05	1	27	28	335	8.36%	11	17	28
DU06	3	49	52	485	10.72%	22	26	48
DU07	27	146	173	1118	15.47%	98	69	167
DU08	11	86	97	700	13.86%	41	52	93
DU09	5	55	60	685	8.76%	19	39	58
DU10	12	69	81	843	9.60%	33	48	81
DU11	0	2	2	6	33.33%	2	0	2
DU12	0	35	35	401	8.73%	11	22	33
DU13	3	44	47	433	10.85%	13	30	43
DU14	1	7	8	307	2.61%	3	4	7
DU17	1	62	63	654	9.63%	28	30	58
DU18	18	123	141	883	15.97%	69	66	135
DU19	2	26	28	411	6.81%	16	10	26
DU21	2	59	61	599	10.18%	31	28	59
DU27	18	87	105	830	12.65%	53	48	101
DU28	4	41	45	250	18.00%	22	23	45
DU32	11	154	165	1548	10.66%	71	91	162
DU33	14	143	157	1254	12.52%	72	79	151
DU35	4	80	84	934	8.99%	27	53	80
RU01	0	0	0	1	00.00%	0	0	0
<b>Totals</b>	<b>148</b>	<b>1392</b>	<b>1540</b>	<b>13468</b>		<b>704</b>	<b>778</b>	<b>1482</b>



**ABSTRACT OF VOTES**

Kane

(COUNTY)

FOR QUESTIONS OF PUBLIC POLICY ONLY

I/We, the undersigned members of the canvassing board for Village of East Dundee do  
(Name of Governmental Unit)

hereby certify that on April 10, 2012, I/we canvassed the returns of an election held on March 20, 2012 and  
(Insert month, day, year) (Insert month, day, year)


do proclaim that a total of 457 voters requested and received ballots and I/we do further certify that the following  
Question of Public Policy did receive the number of votes herein recorded.

**USE ONLY ONE SHEET PER QUESTION**

Canvassing Board: Please include the question as it appeared on the ballot, the votes in favor and against such proposition, and **whether the proposition "passed" or "failed"**. The canvass must reflect the votes by precinct or ward and the *total* number of votes received by each proposition.

QUESTIONS OF PUBLIC POLICY	PRECINCT OR WARD	VOTES RECEIVED		INDICATE "Passed" or "Failed"
		IN FAVOR	AGAINST	
Shall the Village of East Dundee have the authority to arrange for the supply of electricity for its residential and small commercial retail customers who have not opted out of such program?	Kane  (See Attached)	241	197	Passed

I/We further certify that the above is a true and complete Abstract of Votes and was prepared in my presence on April 10, 2010  
(Insert month, day, year)

  
(County Clerk or Election Commission Chairman)

\_\_\_\_\_  
(Election Commission Member)

\_\_\_\_\_  
(Election Commission Member)

\*These lines are used only where the Election Authority is a Board of Election Commissioners

Each election authority shall immediately transmit a signed copy or original duplicate of its complete Abstract of Votes to each election authority having jurisdiction over any of the territory of the respective political subdivision and to the State Board of Elections. For court ordered referenda, such abstract shall also be transmitted to the court which ordered the referenda. 10 ILCS 5/22-18.

**Canvass Report — Total Voters — Official  
Kane County, Illinois — General Primary — March 20, 2012**

Total Number of Voters : 44,294 of 209,980 = 21.09%

**EAST DUNDEE ELECTRIC AGGREGATION**

Precinct	Early Ballots Cast	Election Ballots Cast	Total Ballots Cast	Registered Voters	Percent Turnout	YES	NO	Totals
DU02	15	98	113	564	20.04%	52	55	107
DU07	0	0	0	6	00.00%	0	0	0
DU11	25	199	224	866	25.87%	119	97	216
DU15	10	110	120	553	21.70%	70	45	115
<b>Totals</b>	<b>50</b>	<b>407</b>	<b>457</b>	<b>1989</b>		<b>241</b>	<b>197</b>	<b>438</b>

**ABSTRACT OF VOTES**

Kane

(COUNTY)

FOR QUESTIONS OF PUBLIC POLICY ONLY

I/We, the undersigned members of the canvassing board for Village of Elburn do  
(Name of Governmental Unit)

hereby certify that on April 10, 2012, I/we canvassed the returns of an election held on March 20, 2012 and  
(Insert month, day, year) (Insert month, day, year)

do proclaim that a total of 711 voters requested and received ballots and I/we do further certify that the following  
Question of Public Policy did receive the number of votes herein recorded.


**USE ONLY ONE SHEET PER QUESTION**

Canvassing Board: Please include the question as it appeared on the ballot, the votes in favor and against such proposition, and **whether the proposition "passed" or "failed"**. The canvass must reflect the votes by precinct or ward and the *total* number of votes received by each proposition.

QUESTIONS OF PUBLIC POLICY	PRECINCT OR WARD	VOTES RECEIVED		INDICATE "Passed" or "Failed"
		IN FAVOR	AGAINST	
Shall the Village of Elburn, Kane County, Illinois be authorized to levy a new tax for police pension purposes and have an additional tax based on 0.09533% of the equalized assessed value of the taxable property therein extended for such purpose?  1) The approximate amount of taxes extendable at the most recently extended limiting rate is \$659,933.87, and the approximate amount of taxes extendable if the proposition is approved is \$822,698.87.  2) For the 2012 levy year the approximate amount of the additional tax extendable against property containing a single family residence and having a fair market value at the time of the referendum of \$100,000 is estimated to be \$31.78.	Kane  (See Attached)  Amended April 13, 2012	204	492	Failed

I/We further certify that the above is a true and complete Abstract of Votes and was prepared in my presence on  
April 13, 2012

(Insert month, day, year)

  
(County Clerk or Election Commission Chairman)

\_\_\_\_\_  
\*(Election Commission Member)

\_\_\_\_\_  
\*(Election Commission Member)

\*These lines are used only where the Election Authority is a Board of Election Commissioners

Each election authority shall immediately transmit a signed copy or original duplicate of its complete Abstract of Votes to each election authority having jurisdiction over any of the territory of the respective political subdivision and to the State Board of Elections. For court ordered referenda, such abstract shall also be transmitted to the court which ordered the referenda. 10 ILCS 5/22-18.

**Canvass Report — Total Voters — Official  
Kane County, Illinois — General Primary — March 20, 2012**

Page 16 of 25

04/09/2012 10:41 AM

Total Number of Voters : 44,294 of 209,980 = 21.09%

Precincts Reporting 228 of 228 = 100.00%

**ELBURN PROPOSITION TO CREATE NEW TAX RATE FOR POLICE PENSION**

Precinct	Early Ballots Cast	Election Ballots Cast	Total Ballots Cast	Registered Voters	Percent Turnout	YES	NO	Totals
BB01	38	210	248	986	25.15%	93	148	241
BB03	38	169	207	1089	19.01%	51	154	205
CA01	43	213	256	1044	24.52%	60	190	250
<b>Totals</b>	<b>119</b>	<b>592</b>	<b>711</b>	<b>3119</b>		<b>204</b>	<b>492</b>	<b>696</b>

**ABSTRACT OF VOTES**

Kane

(COUNTY)

FOR QUESTIONS OF PUBLIC POLICY ONLY

I/We, the undersigned members of the canvassing board for City of Elgin do  
(Name of Governmental Unit)

hereby certify that on April 10, 2012, I/we canvassed the returns of an election held on March 20, 2012 and  
(Insert month, day, year) (Insert month, day, year)

do proclaim that a total of 8293 voters requested and received ballots and I/we do further certify that the following  
Question of Public Policy did receive the number of votes herein recorded.


USE ONLY ONE SHEET PER QUESTION

Canvassing Board: Please include the question as it appeared on the ballot, the votes in favor and against such proposition, and **whether the proposition "passed" or "failed"**. The canvass must reflect the votes by precinct or ward and the *total* number of votes received by each proposition.

QUESTIONS OF PUBLIC POLICY	PRECINCT OR WARD	VOTES RECEIVED		INDICATE "Passed" or "Failed"
		IN FAVOR	AGAINST	
Shall the City of Elgin have the authority to arrange for the supply of electricity for its residential and small commercial retail customers who have not opted out of such program?	Kane	3681	2591	Passed
	Cook	862	658	
	Total	4543	3249	
	(See Attached)			

I/We further certify that the above is a true and complete Abstract of Votes and was prepared in my presence on April 10, 2010

(Insert month, day, year)

  
(County Clerk or Election Commission Chairman)

\_\_\_\_\_  
\*(Election Commission Member)

\_\_\_\_\_  
\*(Election Commission Member)

\*These lines are used only where the Election Authority is a Board of Election Commissioners

Each election authority shall immediately transmit a signed copy or original duplicate of its complete Abstract of Votes to each election authority having jurisdiction over any of the territory of the respective political subdivision and to the State Board of Elections. For court ordered referenda, such abstract shall also be transmitted to the court which ordered the referenda. 10 ILCS 5/22-18.

**Canvass Report — Total Voters — Official  
Kane County, Illinois — General Primary — March 20, 2012**

Total Number of Voters : 44,294 of 209,980 = 21.09%

Precincts Reporting 228 of 228 = 100.00%

**ELGIN ELECTRIC AGGREGATION**

Precinct	Early Ballots Cast	Election Ballots Cast	Total Ballots Cast	Registered Voters	Percent Turnout	YES	NO	Totals
CA02	0	4	4	16	25.00%	2	0	2
DU15	0	0	0	0	00.00%	0	0	0
DU16	0	0	0	0	00.00%	0	0	0
DU23	6	79	85	415	20.48%	43	37	80
DU28	0	0	0	0	00.00%	0	0	0
EL01	30	132	162	466	34.76%	99	54	153
EL02	20	107	127	532	23.87%	68	51	119
EL03	7	75	82	513	15.98%	43	36	79
EL04	29	110	139	692	20.09%	89	42	131
EL05	21	91	112	585	19.15%	67	41	108
EL06	11	70	81	750	10.80%	32	44	76
EL07	59	165	224	710	31.55%	127	80	207
EL08	26	164	190	807	23.54%	126	57	183
EL09	14	58	72	716	10.06%	35	34	69
EL10	43	147	190	913	20.81%	111	71	182
EL11	18	67	85	724	11.74%	46	35	81
EL12	12	76	88	315	27.94%	55	29	84
EL13	15	128	143	827	17.29%	73	59	132
EL14	27	123	150	1050	14.29%	68	71	139
EL15	16	142	158	739	21.38%	90	57	147
EL16	11	104	115	499	23.05%	60	51	111
EL17	14	81	95	838	11.34%	57	30	87
EL18	13	58	71	872	8.14%	33	31	64
EL19	6	56	62	761	8.15%	34	26	60
EL20	12	68	80	549	14.57%	52	23	75
EL22	3	47	50	593	8.43%	22	23	45
EL23	9	69	78	622	12.54%	35	37	72
EL24	0	10	10	71	14.08%	7	3	10
EL25	40	145	185	901	20.53%	103	75	178
EL26	16	63	79	510	15.49%	48	27	75
EL27	7	116	123	590	20.85%	71	47	118
EL28	25	64	89	574	15.51%	55	32	87
EL29	15	65	80	469	17.06%	43	34	77
EL30	8	78	86	422	20.38%	49	33	82
EL31	7	70	77	484	15.91%	45	29	74
EL32	12	56	68	440	15.45%	33	28	61
EL33	7	19	26	387	6.72%	9	16	25
EL34	14	51	65	461	14.10%	38	25	63
EL35	21	97	118	569	20.74%	68	46	114
EL37	39	77	116	733	15.83%	62	45	107

**Canvass Report — Total Voters — Amended May 25, 2012**  
**Kane County, Illinois — General Primary — March 20, 2012**

Total Number of Voters : 44,704 of 209,980 = 21.29%

Precincts Reporting 228 of 228 = 100.00%

**ELGIN ELECTRIC AGGREGATION**

Precinct	Early Ballots Cast	Election Ballots Cast	Total Ballots Cast	Registered Voters	Percent Turnout	YES	NO	Totals
EL40	24	79	103	480	21.46%	37	56	93
EL41	35	148	183	715	25.59%	113	61	174
EL42	20	101	121	615	19.67%	61	55	116
EL43	36	68	104	803	12.95%	56	43	99
EL44	20	133	153	778	19.67%	88	57	145
EL45	6	66	72	419	17.18%	29	38	67
EL46	9	105	114	463	24.62%	77	31	108
EL47	54	110	164	1297	12.64%	94	63	157
EL48	79	181	260	1038	25.05%	137	89	226
EL49	0	0	0	0	00.00%	0	0	0
EL50	13	79	92	399	23.06%	48	42	90
EL51	10	81	91	457	19.91%	50	36	86
EL52	23	115	138	1102	12.52%	73	59	132
EL53	35	248	283	1790	15.81%	141	133	274
EL54	22	167	189	912	20.72%	92	91	183
EL57	4	9	13	83	15.66%	4	7	11
EL58	31	122	153	1605	9.53%	81	63	144
EL59	269	217	486	1702	28.55%	326	140	466
PL01	6	35	41	432	9.49%	13	25	38
PL02	20	67	87	380	22.89%	48	36	84
PL03	4	18	22	173	12.72%	15	7	22
RU02	0	0	0	0	00.00%	0	0	0
<b>Totals</b>	<b>1353</b>	<b>5281</b>	<b>6634</b>	<b>37758</b>		<b>3681</b>	<b>2591</b>	<b>6272</b>

1 City of Elgin - Electricity Ref

					1	1								
		Registered	Ballots Cast	Turnout (%)	YES	NO								
7600003	All Tally Types	536	87	16.23	45	35								
7600003	Total	536	87	16.23	45	35								
7600004	All Tally Types	940	148	15.74	72	65								
7600004	Total	940	148	15.74	72	65								
7600010	All Tally Types	609	127	20.85	72	47								
7600010	Total	609	127	20.85	72	47								
7600013	All Tally Types	685	98	14.31	43	42								
7600013	Total	685	98	14.31	43	42								
7600014	All Tally Types	1031	178	17.26	86	72								
7600014	Total	1031	178	17.26	86	72								
7600016	All Tally Types	99	19	19.19	11	7								
7600016	Total	99	19	19.19	11	7								
7600019	All Tally Types	10	2	20.00	2									
7600019	Total	10	2	20.00	2									
7600020	All Tally Types	1	1	100.00	1									
7600020	Total	1	1	100.00	1									
7600029	All Tally Types	774	83	10.72	32	40								
7600029	Total	774	83	10.72	32	40								
7600030	All Tally Types	1058	233	22.02	127	86								
7600030	Total	1058	233	22.02	127	86								
7600032	All Tally Types	843	96	11.39	44	44								
7600032	Total	843	96	11.39	44	44								
7600035	All Tally Types	1077	157	14.58	93	54								
7600035	Total	1077	157	14.58	93	54								
7600039	All Tally Types	1000	128	12.80	68	51								
7600039	Total	1000	128	12.80	68	51								
7600041	All Tally Types	1181	302	25.57	166	115								
7600041	Total	1181	302	25.57	166	115								
All Precincts	Total	9844	1659	16.85	862	658								
Contest Total		9844	1659	16.85	862	658								



**ABSTRACT OF VOTES**

Kane

(COUNTY)

FOR QUESTIONS OF PUBLIC POLICY ONLY

I/We, the undersigned members of the canvassing board for Village of Gilberts do  
(Name of Governmental Unit)

hereby certify that on April 10, 2012, I/we canvassed the returns of an election held on March 20, 2012 and  
(Insert month, day, year) (Insert month, day, year)

do proclaim that a total of 569 voters requested and received ballots and I/we do further certify that the following  
Question of Public Policy did receive the number of votes herein recorded.

USE ONLY ONE SHEET PER QUESTION


Canvassing Board: Please include the question as it appeared on the ballot, the votes in favor and against such proposition, and **whether the proposition "passed" or "failed"**. The canvass must reflect the votes by precinct or ward and the *total* number of votes received by each proposition.

QUESTIONS OF PUBLIC POLICY	PRECINCT OR WARD	VOTES RECEIVED		INDICATE "Passed" or "Failed"
		IN FAVOR	AGAINST	
Shall the Village of Gilberts have the authority to arrange for the supply of electricity for its residential and small commercial retail customers who have not opted out of such program?	See Attached	362	193	Passed

I/We further certify that the above is a true and complete Abstract of Votes and was prepared in my presence on

April 10, 2012

(Insert month, day, year)

  
(County Clerk or Election Commission Chairman)

\_\_\_\_\_  
(Election Commission Member)

\_\_\_\_\_  
(Election Commission Member)

\*These lines are used only where the Election Authority is a Board of Election Commissioners

Each election authority shall immediately transmit a signed copy or original duplicate of its complete Abstract of Votes to each election authority having jurisdiction over any of the territory of the respective political subdivision and to the State Board of Elections. For court ordered referenda, such abstract shall also be transmitted to the court which ordered the referenda. 10 ILCS 5/22-18.

**Canvass Report — Total Voters — Official  
Kane County, Illinois — General Primary — March 20, 2012**

Total Number of Voters : 44,294 of 209,980 = 21.09%

**GILBERTS ELECTRIC AGGREGATION**

Precinct	Early Ballots Cast	Election Ballots Cast	Total Ballots Cast	Registered Voters	Percent Turnout	YES	NO	Totals
DU28	7	45	52	246	21.14%	38	13	51
RU01	12	219	231	1175	19.66%	144	82	226
RU05	10	214	224	1592	14.07%	137	79	216
RU06	9	53	62	389	15.94%	43	19	62
<b>Totals</b>	<b>38</b>	<b>531</b>	<b>569</b>	<b>3402</b>		<b>362</b>	<b>193</b>	<b>555</b>

**ABSTRACT OF VOTES**

Kane

(COUNTY)

FOR QUESTIONS OF PUBLIC POLICY ONLY

I/We, the undersigned members of the canvassing board for Village of Hampshire do  
(Name of Governmental Unit)

hereby certify that on April 10, 2012, I/we canvassed the returns of an election held on March 20, 2012 and  
(Insert month, day, year) (Insert month, day, year)


do proclaim that a total of 406 voters requested and received ballots and I/we do further certify that the following  
Question of Public Policy did receive the number of votes herein recorded.

USE ONLY ONE SHEET PER QUESTION

Canvassing Board: Please include the question as it appeared on the ballot, the votes in favor and against such proposition, and **whether the proposition "passed" or "failed"**. The canvass must reflect the votes by precinct or ward and the *total* number of votes received by each proposition.

QUESTIONS OF PUBLIC POLICY	PRECINCT OR WARD	VOTES RECEIVED		INDICATE "Passed" or "Failed"
		IN FAVOR	AGAINST	
Shall the Village of Hampshire have the authority to arrange for the supply of electricity for its residential and small commercial retail customers who have not opted out of such program?	(See Attached)	245	146	Passed

I/We further certify that the above is a true and complete Abstract of Votes and was prepared in my presence on April 10, 2012  
(Insert month, day, year)

  
(County Clerk or Election Commission Chairman)

\_\_\_\_\_  
\*(Election Commission Member)

\_\_\_\_\_  
\*(Election Commission Member)

\*These lines are used only where the Election Authority is a Board of Election Commissioners

Each election authority shall immediately transmit a signed copy or original duplicate of its complete Abstract of Votes to each election authority having jurisdiction over any of the territory of the respective political subdivision and to the State Board of Elections. For court ordered referenda, such abstract shall also be transmitted to the court which ordered the referenda. 10 ILCS 5/22-18.

**Canvass Report — Total Voters — Official  
Kane County, Illinois — General Primary — March 20, 2012**

Total Number of Voters : 44,294 of 209,980 = 21.09%

Precincts Reporting 228 of 228 = 100.00%

**HAMPSHIRE ELECTRIC AGGREGATION**

Precinct	Early Ballots Cast	Election Ballots Cast	Total Ballots Cast	Registered Voters	Percent Turnout	YES	NO	Totals
HA01	72	86	158	1184	13.34%	98	54	152
HA02	12	41	53	408	12.99%	34	15	49
HA03	67	109	176	1351	13.03%	107	65	172
RU02	7	12	19	278	6.83%	6	12	18
<b>Totals</b>	<b>158</b>	<b>248</b>	<b>406</b>	<b>3221</b>		<b>245</b>	<b>146</b>	<b>391</b>

**ABSTRACT OF VOTES**

Kane

(COUNTY)

FOR QUESTIONS OF PUBLIC POLICY ONLY

I/We, the undersigned members of the canvassing board for Village of Hoffman Estates do  
(Name of Governmental Unit)

hereby certify that on April 10, 2012, I/we canvassed the returns of an election held on March 20, 2012 and  
(Insert month, day, year) (Insert month, day, year)

do proclaim that a total of 0 voters requested and received ballots and I/we do further certify that the following  
Question of Public Policy did receive the number of votes herein recorded.

USE ONLY ONE SHEET PER QUESTION


Canvassing Board: Please include the question as it appeared on the ballot, the votes in favor and against such proposition, and **whether the proposition "passed" or "failed"**. The canvass must reflect the votes by precinct or ward and the *total* number of votes received by each proposition.

QUESTIONS OF PUBLIC POLICY	PRECINCT OR WARD	VOTES RECEIVED		INDICATE "Passed" or "Failed"
		IN FAVOR	AGAINST	
Shall the Village of Hoffman Estates have the authority to arrange for the supply of electricity for its residential and small commercial retail customers who have not opted out of such program?  Cook County to Canvass	Kane County See Attached	0	0	

I/We further certify that the above is a true and complete Abstract of Votes and was prepared in my presence on

April 10, 2012

(Insert month, day, year)

  
(County Clerk or Election Commission Chairman)

\_\_\_\_\_  
(Election Commission Member)

\_\_\_\_\_  
(Election Commission Member)

\*These lines are used only where the Election Authority is a Board of Election Commissioners

Each election authority shall immediately transmit a signed copy or original duplicate of its complete Abstract of Votes to each election authority having jurisdiction over any of the territory of the respective political subdivision and to the State Board of Elections. For court ordered referenda, such abstract shall also be transmitted to the court which ordered the referenda. 10 ILCS 5/22-18.

**Canvass Report — Total Voters — Official  
Kane County, Illinois — General Primary — March 20, 2012**

Total Number of Voters : 44,294 of 209,980 = 21.09%

Precincts Reporting 228 of 228 = 100.00%

**HOFFMAN ESTATES ELECTRIC AGGREGATION**

Precinct	Early Ballots Cast	Election Ballots Cast	Total Ballots Cast	Registered Voters	Percent Turnout	YES	NO	Totals
DU08	0	0	0	0	00.00%	0	0	0
Totals	0	0	0	0		0	0	0

ABSTRACT OF VOTES

Kane

(COUNTY)

FOR QUESTIONS OF PUBLIC POLICY ONLY

I/We, the undersigned members of the canvassing board for Village of Huntley do  
(Name of Governmental Unit)

hereby certify that on April 10, 2012, I/we canvassed the returns of an election held on March 20, 2012 and  
(Insert month, day, year) (Insert month, day, year)


do proclaim that a total of 1687 voters requested and received ballots and I/we do further certify that the following  
Question of Public Policy did receive the number of votes herein recorded.

USE ONLY ONE SHEET PER QUESTION

Canvassing Board: Please include the question as it appeared on the ballot, the votes in favor and against such proposition, and **whether the proposition "passed" or "failed"**. The canvass must reflect the votes by precinct or ward and the *total* number of votes received by each proposition.

QUESTIONS OF PUBLIC POLICY	PRECINCT OR WARD	VOTES RECEIVED		INDICATE "Passed" or "Failed"
		IN FAVOR	AGAINST	
Shall the Village of Huntley have the authority to arrange for the supply of electricity for its residential and small commercial retail customers who have not opted out of such program?  McHenry County to Canvass	Kane County See Attached	1036	562	

I/We further certify that the above is a true and complete Abstract of Votes and was prepared in my presence on April 10, 2012  
(insert month, day, year)

  
(County Clerk or Election Commission Chairman)

\_\_\_\_\_  
(Election Commission Member)

\_\_\_\_\_  
(Election Commission Member)

\*These lines are used only where the Election Authority is a Board of Election Commissioners

Each election authority shall immediately transmit a signed copy or original duplicate of its complete Abstract of Votes to each election authority having jurisdiction over any of the territory of the respective political subdivision and to the State Board of Elections. For court ordered referenda, such abstract shall also be transmitted to the court which ordered the referenda. 10 ILCS 5/22-18.

**Canvass Report — Total Voters — Official  
Kane County, Illinois — General Primary — March 20, 2012**

Total Number of Voters : 44,294 of 209,980 = 21.09%

**HUNTLEY ELECTRIC AGGREGATION**

Precinct	Early Ballots Cast	Election Ballots Cast	Total Ballots Cast	Registered Voters	Percent Turnout	YES	NO	Totals
HA02	117	48	165	723	22.82%	110	43	153
RU03	99	173	272	657	41.40%	170	85	255
RU04	163	360	523	1631	32.07%	337	155	492
RU07	107	264	371	1127	32.92%	209	150	359
RU09	112	244	356	1027	34.66%	210	129	339
<b>Totals</b>	<b>598</b>	<b>1089</b>	<b>1687</b>	<b>5165</b>		<b>1036</b>	<b>562</b>	<b>1598</b>



**ABSTRACT OF VOTES**

Kane

(COUNTY)

FOR QUESTIONS OF PUBLIC POLICY ONLY

I/We, the undersigned members of the canvassing board for Village of Maple Park do  
(Name of Governmental Unit)

hereby certify that on April 10, 2012, I/we canvassed the returns of an election held on March 20, 2012 and  
(Insert month, day, year) (Insert month, day, year)

do proclaim that a total of 172 voters requested and received ballots and I/we do further certify that the following  
Question of Public Policy did receive the number of votes herein recorded.

**USE ONLY ONE SHEET PER QUESTION**


Canvassing Board: Please include the question as it appeared on the ballot, the votes in favor and against such proposition, and **whether the proposition "passed" or "failed"**. The canvass must reflect the votes by precinct or ward and the *total* number of votes received by each proposition.

QUESTIONS OF PUBLIC POLICY	PRECINCT OR WARD	VOTES RECEIVED		INDICATE "Passed" or "Failed"
		IN FAVOR	AGAINST	
Shall the Village of Maple Park have the authority to arrange for the supply of electricity for its residential and small commercial retail customers who have not opted out of such program?	Kane	53	28	Passed
	DeKalb	47	39	
	Total	100	67	
	(See Attached)			

I/We further certify that the above is a true and complete Abstract of Votes and was prepared in my presence on

April 10, 2012

(Insert month, day, year)

  
\_\_\_\_\_  
(County Clerk or Election Commission Chairman)

\_\_\_\_\_  
\*(Election Commission Member)

\_\_\_\_\_  
\*(Election Commission Member)

\*These lines are used only where the Election Authority is a Board of Election Commissioners

Each election authority shall immediately transmit a signed copy or original duplicate of its complete Abstract of Votes to each election authority having jurisdiction over any of the territory of the respective political subdivision and to the State Board of Elections. For court ordered referenda, such abstract shall also be transmitted to the court which ordered the referenda. 10 ILCS 5/22-18.

**Canvass Report — Total Voters — Official  
Kane County, Illinois — General Primary — March 20, 2012**

Page 21 of 25

04/09/2012 10:41 AM

Precincts Reporting 228 of 228 = 100.00%

Total Number of Voters : 44,294 of 209,980 = 21.09%

**MAPLE PARK ELECTRIC AGGREGATION**

Precinct	Early Ballots Cast	Election Ballots Cast	Total Ballots Cast	Registered Voters	Percent Turnout	YES	NO	Totals
VI01	9	74	83	408	20.34%	53	28	81
<b>Totals</b>	9	74	83	408		53	28	81

JURISDICTIONAL CANVASS  
RUN DATE:04/02/12 12:30 PM

	01	02	03		01	02	03
01 = BALLOTS CAST				VOTES	PERCENT		
				89			
				VILLAGE OF MAPLE PARK ELECTRICITY AGGREGATION			
				(Vote for ) 1			
						47	54.65
						39	45.35
0010 CORTLAND 07	89	47	39				

*Final Unofficial Results*

*No outstanding absentee ballots  
for this race.*

**ABSTRACT OF VOTES**

Kane

(COUNTY)

FOR QUESTIONS OF PUBLIC POLICY ONLY

I/We, the undersigned members of the canvassing board for Village of Montgomery do  
(Name of Governmental Unit)

hereby certify that on April 10, 2012, I/we canvassed the returns of an election held on March 20, 2012 and  
(Insert month, day, year) (Insert month, day, year)

do proclaim that a total of 1386 voters requested and received ballots and I/we do further certify that the following  
Question of Public Policy did receive the number of votes herein recorded.

USE ONLY ONE SHEET PER QUESTION


Canvassing Board: Please include the question as it appeared on the ballot, the votes in favor and against such proposition, and **whether the proposition "passed" or "failed"**. The canvass must reflect the votes by precinct or ward and the *total* number of votes received by each proposition.

QUESTIONS OF PUBLIC POLICY	PRECINCT OR WARD	VOTES RECEIVED		INDICATE "Passed" or "Failed"
		IN FAVOR	AGAINST	
Shall the Village of Montgomery have the authority to arrange for the supply of electricity for its residential and small commercial retail customers who have not opted out of such program?	Kane	350	190	Passed
	Kendall	516	277	
	(See Attached)			

I/We further certify that the above is a true and complete Abstract of Votes and was prepared in my presence on

April 10, 2012

(insert month, day, year)

  
\_\_\_\_\_  
(County Clerk or Election Commission Chairman)

\_\_\_\_\_  
\*(Election Commission Member)

\_\_\_\_\_  
\*(Election Commission Member)

\*These lines are used only where the Election Authority is a Board of Election Commissioners

Each election authority shall immediately transmit a signed copy or original duplicate of its complete Abstract of Votes to each election authority having jurisdiction over any of the territory of the respective political subdivision and to the State Board of Elections. For court ordered referenda, such abstract shall also be transmitted to the court which ordered the referenda. 10 ILCS 5/22-18.

**Canvass Report — Total Voters — Official  
Kane County, Illinois — General Primary — March 20, 2012**

Total Number of Voters : 44,294 of 209,980 = 21.09%

**MONTGOMERY ELECTRIC AGGREGATION**

Precinct	Early Ballots Cast	Election Ballots Cast	Total Ballots Cast	Registered Voters	Percent Turnout	YES	NO	Totals
AU02	0	5	5	67	7.46%	3	2	5
AU04	6	79	85	549	15.48%	52	31	83
AU05	4	34	38	269	14.13%	23	12	35
AU11	28	183	211	978	21.57%	136	66	202
AU12	6	57	63	308	20.45%	35	26	61
SG02	23	134	157	1366	11.49%	101	53	154
<b>Totals</b>	<b>67</b>	<b>492</b>	<b>559</b>	<b>3537</b>		<b>350</b>	<b>190</b>	<b>540</b>

JURISDICTIONAL CANVASS

RUN DATE:04/03/12 11:32 AM

GENERAL PRIMARY ELECTION  
MARCH 20, 2012

CERTIFY TO OVERLAPS

REPORT-EL86 PAGE 007

WITH 8 OF 8 PRECINCTS REPORTING

01 = BALLOTS CAST

VOTES PERCENT  
827

VOTES PERCENT

VILLAGE OF MONTGOMERY QUESTION

VOTE FOR 1

02 = YES

516 65.07

03 = NO

277 34.93

04 = OVER VOTES

0

05 = UNDER VOTES

34

	01	02	03	04	05
0211 BRISTOL 11	134	81	44	0	9
0212 BRISTOL 12	130	73	52	0	5
0214 BRISTOL 14	70	32	33	0	5
0215 BRISTOL 15	103	70	30	0	3
0216 BRISTOL 16	115	67	44	0	4
0301 OSWEGO 1	5	3	1	0	1
0307 OSWEGO 7	116	92	21	0	3
0319 OSWEGO 19	154	98	52	0	4

KANIE COJUNTY CLERK



12 APR - 4 PM 12:30

RECEIVED

**ABSTRACT OF VOTES**

Kane

(COUNTY)

FOR QUESTIONS OF PUBLIC POLICY ONLY

I/We, the undersigned members of the canvassing board for Village of Pingree Grove do  
(Name of Governmental Unit)

hereby certify that on April 10, 2012, I/we canvassed the returns of an election held on March 20, 2012 and  
(Insert month, day, year) (Insert month, day, year)


do proclaim that a total of 297 voters requested and received ballots and I/we do further certify that the following  
Question of Public Policy did receive the number of votes herein recorded.

USE ONLY ONE SHEET PER QUESTION

Canvassing Board: Please include the question as it appeared on the ballot, the votes in favor and against such proposition, and **whether the proposition "passed" or "failed"**. The canvass must reflect the votes by precinct or ward and the *total* number of votes received by each proposition.

QUESTIONS OF PUBLIC POLICY	PRECINCT OR WARD	VOTES RECEIVED		INDICATE "Passed" or "Failed"
		IN FAVOR	AGAINST	
Shall the Village of Pingree Grove have the authority to arrange for the supply of electricity for its residential and small commercial retail customers who have not opted out of such program?	Kane  (See Attached)	221	72	Passed

I/We further certify that the above is a true and complete Abstract of Votes and was prepared in my presence on April 10, 2012  
(insert month, day, year)

  
(County Clerk or Election Commission Chairman)

\_\_\_\_\_  
(Election Commission Member)

\_\_\_\_\_  
(Election Commission Member)

\*These lines are used only where the Election Authority is a Board of Election Commissioners

Each election authority shall immediately transmit a signed copy or original duplicate of its complete Abstract of Votes to each election authority having jurisdiction over any of the territory of the respective political subdivision and to the State Board of Elections. For court ordered referenda, such abstract shall also be transmitted to the court which ordered the referenda. 10 ILCS 5/22-18.

**Canvass Report — Total Voters — Official  
Kane County, Illinois — General Primary — March 20, 2012**

Page 23 of 25

04/09/2012 10:41 AM

Precincts Reporting 228 of 228 = 100.00%

Total Number of Voters : 44,294 of 209,980 = 21.09%

**PINGREE GROVE ELECTRIC AGGREGATION**

Precinct	Early Ballots Cast	Election Ballots Cast	Total Ballots Cast	Registered Voters	Percent Turnout	YES	NO	Totals
PL03	2	4	6	32	18.75%	4	2	6
RU02	83	208	291	2148	13.55%	217	70	287
<b>Totals</b>	<b>85</b>	<b>212</b>	<b>297</b>	<b>2180</b>		<b>221</b>	<b>72</b>	<b>293</b>



**ABSTRACT OF VOTES**

Kane

(COUNTY)

FOR QUESTIONS OF PUBLIC POLICY ONLY

I/We, the undersigned members of the canvassing board for Village of South Elgin do  
(Name of Governmental Unit)

hereby certify that on April 10, 2012, I/we canvassed the returns of an election held on March 20, 2012 and  
(Insert month, day, year) (Insert month, day, year)

do proclaim that a total of 1903 voters requested and received ballots and I/we do further certify that the following  
Question of Public Policy did receive the number of votes herein recorded.

USE ONLY ONE SHEET PER QUESTION


Canvassing Board: Please include the question as it appeared on the ballot, the votes in favor and against such proposition, and **whether the proposition "passed" or "failed"**. The canvass must reflect the votes by precinct or ward and the *total* number of votes received by each proposition.

QUESTIONS OF PUBLIC POLICY	PRECINCT OR WARD	VOTES RECEIVED		INDICATE "Passed" or "Failed"
		IN FAVOR	AGAINST	
Shall the Village of South Elgin have the authority to arrange for the supply of electricity for its residential and small commercial retail customers who have not opted out of such program?	Kane  (See Attached)	1280	543	Passed

I/We further certify that the above is a true and complete Abstract of Votes and was prepared in my presence on

April 10, 2012

(Insert month, day, year)

  
(County Clerk or Election Commission Chairman)

\_\_\_\_\_  
(Election Commission Member)

\_\_\_\_\_  
(Election Commission Member)

\*These lines are used only where the Election Authority is a Board of Election Commissioners

Each election authority shall immediately transmit a signed copy or original duplicate of its complete Abstract of Votes to each election authority having jurisdiction over any of the territory of the respective political subdivision and to the State Board of Elections. For court ordered referenda, such abstract shall also be transmitted to the court which ordered the referenda. 10 ILCS 5/22-18.

**Canvass Report — Total Voters — Official**  
**Kane County, Illinois — General Primary — March 20, 2012**

Total Number of Voters : 44,294 of 209,980 = 21.09%

Precincts Reporting 228 of 228 = 100.00%

**SOUTH ELGIN ELECTRIC AGGREGATION**

Precinct	Early Ballots Cast	Election Ballots Cast	Total Ballots Cast	Registered Voters	Percent Turnout	YES	NO	Totals
EL21	7	100	107	641	16.69%	81	21	102
EL24	15	106	121	703	17.21%	78	35	113
EL36	30	141	171	1046	16.35%	108	52	160
EL38	9	132	141	829	17.01%	106	33	139
EL39	9	118	127	614	20.68%	83	38	121
EL49	28	144	172	1113	15.45%	115	48	163
EL53	0	1	1	3	33.33%	1	0	1
EL55	26	174	200	1241	16.12%	132	59	191
EL56	17	121	138	1034	13.35%	97	34	131
EL57	13	114	127	831	15.28%	95	24	119
SC12	6	47	53	460	11.52%	36	16	52
SC17	7	26	33	175	18.86%	24	9	33
SC24	26	276	302	1696	17.81%	188	103	291
SC29	21	172	193	1127	17.13%	127	64	191
SC33	4	13	17	84	20.24%	9	7	16
<b>Totals</b>	<b>218</b>	<b>1685</b>	<b>1903</b>	<b>11597</b>		<b>1280</b>	<b>543</b>	<b>1823</b>

**ABSTRACT OF VOTES**

Kane

(COUNTY)

FOR QUESTIONS OF PUBLIC POLICY ONLY

I/We, the undersigned members of the canvassing board for Unincorporated Kane County do  
(Name of Governmental Unit)

hereby certify that on April 10, 2012, I/we canvassed the returns of an election held on March 20, 2012 and  
(Insert month, day, year) (Insert month, day, year)


do proclaim that a total of 8816 voters requested and received ballots and I/we do further certify that the following  
Question of Public Policy did receive the number of votes herein recorded.

**USE ONLY ONE SHEET PER QUESTION**

Canvassing Board: Please include the question as it appeared on the ballot, the votes in favor and against such proposition, and **whether the proposition "passed" or "failed"**. The canvass must reflect the votes by precinct or ward and the *total* number of votes received by each proposition.

QUESTIONS OF PUBLIC POLICY	PRECINCT OR WARD	VOTES RECEIVED		INDICATE "Passed" or "Failed"
		IN FAVOR	AGAINST	
Shall the County of Kane have the authority to arrange for the supply of electricity for its residential and small commercial retail customers who have not opted out of such program?	See Attached	4021	4228	Failed

I/We further certify that the above is a true and complete Abstract of Votes and was prepared in my presence on April 10, 2012  
(Insert month, day, year)

  
(County Clerk or Election Commission Chairman)

\_\_\_\_\_  
(Election Commission Member)

\_\_\_\_\_  
(Election Commission Member)

\*These lines are used only where the Election Authority is a Board of Election Commissioners

Each election authority shall immediately transmit a signed copy or original duplicate of its complete Abstract of Votes to each election authority having jurisdiction over any of the territory of the respective political subdivision and to the State Board of Elections. For court ordered referenda, such abstract shall also be transmitted to the court which ordered the referenda. 10 ILCS 5/22-18.

**2012 GP Official Referenda Canvass Report — Total Voters — Official  
Kane County, Illinois — General Primary — March 20, 2012**

Total Number of Voters : 44,294 of 209,980 = 21.09%

Precincts Reporting 228 of 228 = 100.00%

**KANE ELECTRIC AGGREGATION**

Precinct	Early Ballots Cast	Election Ballots Cast	Total Ballots Cast	Registered Voters	Percent Turnout	YES	NO	Totals
AU02	11	75	86	396	21.72%	47	36	83
AU03	6	81	87	498	17.47%	46	34	80
AU04	3	20	23	193	11.92%	11	10	21
AU05	6	48	54	366	14.75%	23	31	54
AU06	28	68	96	694	13.83%	44	44	88
AU07	11	132	143	827	17.29%	60	73	133
AU08	9	97	106	375	28.27%	58	45	103
AU09	11	179	190	686	27.70%	103	81	184
AU10	4	37	41	471	8.70%	17	22	39
AU12	0	9	9	78	11.54%	5	4	9
AU13	3	8	11	105	10.48%	5	5	10
AU14	0	11	11	116	9.48%	4	7	11
BA01	0	2	2	9	22.22%	0	2	2
BA05	0	1	1	13	7.69%	1	0	1
BA06	0	0	0	0	00.00%	0	0	0
BA07	3	25	28	125	22.40%	20	5	25
BA09	0	0	0	0	00.00%	0	0	0
BA10	13	140	153	474	32.28%	50	88	138
BA11	3	31	34	208	16.35%	14	19	33
BA13	0	11	11	41	26.83%	3	7	10
BA14	0	6	6	36	16.67%	2	2	4
BA15	0	2	2	12	16.67%	1	1	2
BA16	2	4	6	11	54.55%	2	2	4
BA17	0	15	15	47	31.91%	5	7	12
BA18	6	46	52	164	31.71%	27	20	47
BA19	0	0	0	0	00.00%	0	0	0
BA20	0	12	12	54	22.22%	5	7	12
BA21	10	76	86	318	27.04%	39	41	80
BB01	1	0	1	5	20.00%	1	0	1
BB02	18	103	121	469	25.80%	51	59	110
BB03	57	203	260	993	26.18%	119	127	246
BB04	46	335	381	1443	26.40%	181	162	343
BB05	38	219	257	1307	19.66%	132	112	244
BB06	23	175	198	870	22.76%	85	92	177
BR01	6	61	67	218	30.73%	31	28	59
BR02	2	72	74	270	27.41%	37	31	68
BU01	25	194	219	902	24.28%	87	115	202
CA01	26	72	98	321	30.53%	35	56	91
CA02	1	10	11	48	22.92%	4	7	11
CA03	9	105	114	456	25.00%	37	66	103

**Canvass Report — Total Voters — Official  
Kane County, Illinois — General Primary — March 20, 2012**

Total Number of Voters : 44,294 of 209,980 = 21.09%

Precincts Reporting 228 of 228 = 100.00%

**KANE ELECTRIC AGGREGATION**

Precinct	Early Ballots Cast	Election Ballots Cast	Total Ballots Cast	Registered Voters	Percent Turnout	YES	NO	Totals
CA04	8	53	61	207	29.47%	31	27	58
CA05	7	7	14	45	31.11%	8	6	14
CA06	22	194	216	811	26.63%	101	103	204
CA07	35	71	106	449	23.61%	62	35	97
CA08	5	27	32	147	21.77%	10	21	31
CA09	0	1	1	7	14.29%	1	0	1
CA10	12	30	42	204	20.59%	16	20	36
DU02	8	10	18	51	35.29%	9	8	17
DU04	0	0	0	14	00.00%	0	0	0
DU14	8	71	79	466	16.95%	29	43	72
DU15	5	39	44	196	22.45%	16	26	42
DU16	3	19	22	72	30.56%	13	8	21
DU18	21	119	140	520	26.92%	78	53	131
DU22	0	0	0	3	00.00%	0	0	0
DU23	12	31	43	155	27.74%	22	18	40
DU24	5	36	41	250	16.40%	10	23	33
DU25	6	35	41	107	38.32%	12	29	41
DU27	0	1	1	6	16.67%	0	1	1
DU28	9	73	82	334	24.55%	33	35	68
DU30	0	0	0	0	00.00%	0	0	0
DU32	0	2	2	3	66.67%	1	1	2
DU33	0	7	7	21	33.33%	4	3	7
DU34	0	1	1	14	7.14%	1	0	1
DU35	0	0	0	4	00.00%	0	0	0
EL07	3	2	5	38	13.16%	1	3	4
EL10	0	5	5	20	25.00%	5	0	5
EL14	7	17	24	157	15.29%	12	10	22
EL15	0	1	1	3	33.33%	1	0	1
EL16	21	74	95	378	25.13%	40	51	91
EL21	0	3	3	14	21.43%	2	1	3
EL24	33	168	201	905	22.21%	94	96	190
EL37	2	4	6	8	75.00%	5	1	6
EL39	4	2	6	18	33.33%	4	2	6
EL47	33	69	102	363	28.10%	56	40	96
EL50	0	8	8	48	16.67%	1	7	8
EL51	12	97	109	369	29.54%	56	49	105
EL54	2	1	3	7	42.86%	0	2	2
EL56	1	0	1	10	10.00%	0	1	1
EL57	3	21	24	145	16.55%	10	14	24
EL58	18	40	58	157	36.94%	27	28	55

**Canvass Report — Total Voters — Official  
Kane County, Illinois — General Primary — March 20, 2012**

Total Number of Voters : 44,294 of 209,980 = 21.09%

Precincts Reporting 228 of 228 = 100.00%

**KANE ELECTRIC AGGREGATION**

Precinct	Early Ballots Cast	Election Ballots Cast	Total Ballots Cast	Registered Voters	Percent Turnout	YES	NO	Totals
EL59	28	57	85	254	33.46%	46	34	80
GE06	2	19	21	143	14.69%	8	11	19
GE10	3	4	7	33	21.21%	1	6	7
GE11	5	10	15	57	26.32%	6	8	14
GE12	0	2	2	5	40.00%	1	0	1
GE15	1	9	10	38	26.32%	5	5	10
GE16	0	3	3	17	17.65%	2	1	3
GE17	11	100	111	478	23.22%	46	59	105
GE18	0	0	0	0	00.00%	0	0	0
GE20	9	66	75	315	23.81%	36	32	68
GE21	0	1	1	2	50.00%	1	0	1
HA01	31	39	70	398	17.59%	18	49	67
HA02	30	50	80	654	12.23%	26	46	72
HA03	13	11	24	228	10.53%	5	18	23
KA01	22	156	178	561	31.73%	69	102	171
PL01	29	239	268	967	27.71%	123	128	251
PL02	21	181	202	807	25.03%	99	96	195
PL03	13	138	151	744	20.30%	52	94	146
RU01	11	61	72	226	31.86%	31	38	69
RU02	12	76	88	438	20.09%	25	55	80
RU04	0	0	0	0	00.00%	0	0	0
RU06	9	59	68	376	18.09%	28	35	63
RU08	10	59	69	345	20.00%	18	49	67
SC02	6	29	35	96	36.46%	14	17	31
SC03	0	16	16	80	20.00%	9	7	16
SC07	1	34	35	223	15.70%	19	16	35
SC08	72	181	253	829	30.52%	145	91	236
SC11	13	115	128	947	13.52%	46	78	124
SC12	17	68	85	466	18.24%	35	45	80
SC17	11	90	101	528	19.13%	43	48	91
SC21	24	96	120	533	22.51%	49	64	113
SC22	1	3	4	5	80.00%	1	3	4
SC26	32	143	175	624	28.04%	86	71	157
SC29	3	10	13	75	17.33%	5	7	12
SC30	54	188	242	999	24.22%	119	109	228
SC31	30	226	256	958	26.72%	105	140	245
SC33	16	138	154	742	20.75%	70	75	145
SG02	18	71	89	397	22.42%	49	36	85
SG03	50	244	294	865	33.99%	152	129	281
SG04	76	273	349	872	40.02%	195	134	329

**Canvass Report — Total Voters — Official  
Kane County, Illinois — General Primary — March 20, 2012**

Total Number of Voters : 44,294 of 209,980 = 21.09%

Precincts Reporting 228 of 228 = 100.00%

**KANE ELECTRIC AGGREGATION**

Precinct	Early Ballots Cast	Election Ballots Cast	Total Ballots Cast	Registered Voters	Percent Turnout	YES	NO	Totals
SG05	5	4	9	26	34.62%	3	3	6
SG06	9	38	47	162	29.01%	20	26	46
VI01	1	18	19	69	27.54%	9	9	18
VI02	3	79	82	402	20.40%	38	41	79
<b>Totals</b>	<b>1388</b>	<b>7428</b>	<b>8816</b>	<b>37329</b>		<b>4021</b>	<b>4228</b>	<b>8249</b>

**ABSTRACT OF VOTES**

Kane

(COUNTY)

FOR QUESTIONS OF PUBLIC POLICY ONLY

I/We, the undersigned members of the canvassing board for Village of West Dundee do  
(Name of Governmental Unit)

hereby certify that on April 10, 2012, I/we canvassed the returns of an election held on March 20, 2012 and  
(Insert month, day, year) (Insert month, day, year)


do proclaim that a total of 892 voters requested and received ballots and I/we do further certify that the following  
Question of Public Policy did receive the number of votes herein recorded.

**USE ONLY ONE SHEET PER QUESTION**

Canvassing Board: Please include the question as it appeared on the ballot, the votes in favor and against such proposition, and **whether the proposition "passed" or "failed"**. The canvass must reflect the votes by precinct or ward and the *total* number of votes received by each proposition.

QUESTIONS OF PUBLIC POLICY	PRECINCT OR WARD	VOTES RECEIVED		INDICATE "Passed" or "Failed"
		IN FAVOR	AGAINST	
Shall the Village of West Dundee have the authority to arrange for the supply of electricity for its residential and small commercial retail customers who have not opted out of such program?	Kane  (See Attached)	517	336	Passed

I/We further certify that the above is a true and complete Abstract of Votes and was prepared in my presence on April 10, 2012  
(Insert month, day, year)

  
\_\_\_\_\_  
(County Clerk or Election Commission Chairman)

\_\_\_\_\_  
\*(Election Commission Member)

\_\_\_\_\_  
\*(Election Commission Member)

\*These lines are used only where the Election Authority is a Board of Election Commissioners

Each election authority shall immediately transmit a signed copy or original duplicate of its complete Abstract of Votes to each election authority having jurisdiction over any of the territory of the respective political subdivision and to the State Board of Elections. For court ordered referenda, such abstract shall also be transmitted to the court which ordered the referenda. 10 ILCS 5/22-18.



**Canvass Report — Total Voters — Official  
Kane County, Illinois — General Primary — March 20, 2012**

Total Number of Voters : 44,294 of 209,980 = 21.09%

**WEST DUNDEE ELECTRIC AGGREGATION**

Precinct	Early Ballots Cast	Election Ballots Cast	Total Ballots Cast	Registered Voters	Percent Turnout	YES	NO	Totals
DU01	37	217	254	954	26.62%	156	92	248
DU04	28	170	198	865	22.89%	103	86	189
DU16	23	117	140	888	15.77%	83	51	134
DU26	0	1	1	6	16.67%	0	1	1
DU28	37	121	158	746	21.18%	97	52	149
DU31	24	117	141	639	22.07%	78	54	132
<b>Totals</b>	<b>149</b>	<b>743</b>	<b>892</b>	<b>4098</b>		<b>517</b>	<b>336</b>	<b>853</b>